

# Overview - Public Entities Quarterly Reporting

Approved receipts

49,9

51,8%

Approved spending

49,7

59,9%

Surplus/(deficit)

0,2

- ☐ R billion
- ☒ R million
- ☐ R thousand

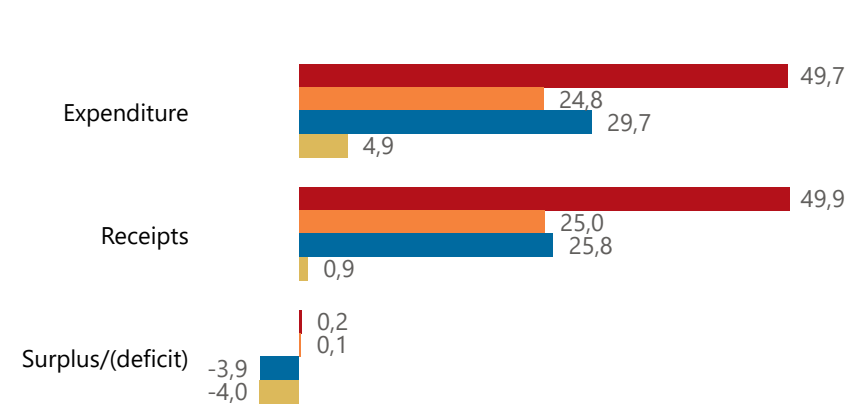


**national treasury**

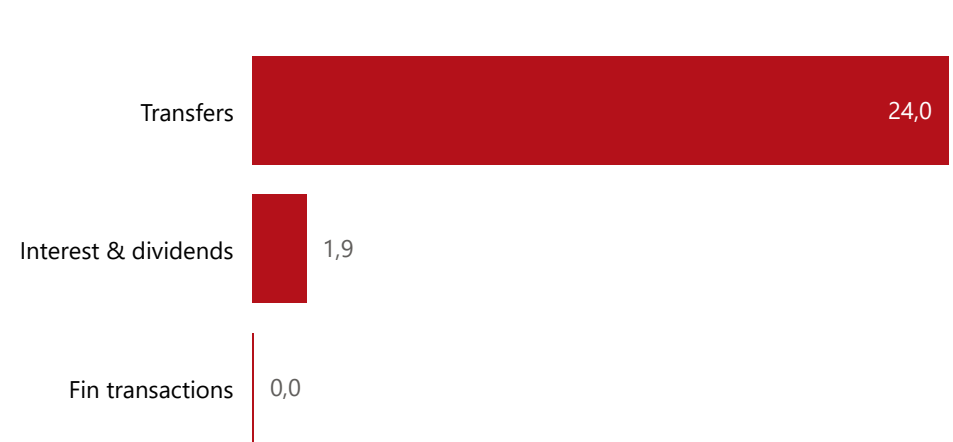
Department:  
National Treasury  
REPUBLIC OF SOUTH AFRICA

## Consolidation

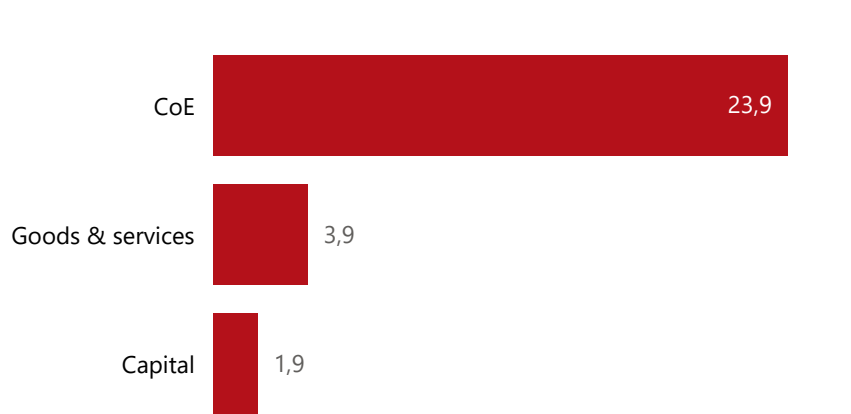
● Approved ● Forecast ● YTD ● Variance



## Composition of receipts



## Composition of spending



## Functional grouping



## Quarter

2

## Cluster

All

## Department

Mineral Resources and Energy

## Entity

The National Radioactive Waste Disp...

## Spending by PFMA schedule



# Public Entities Receipts

Approved sales of G&S

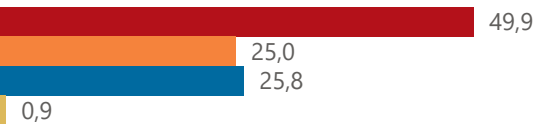
(Blank) (Blank)

Approved transfers

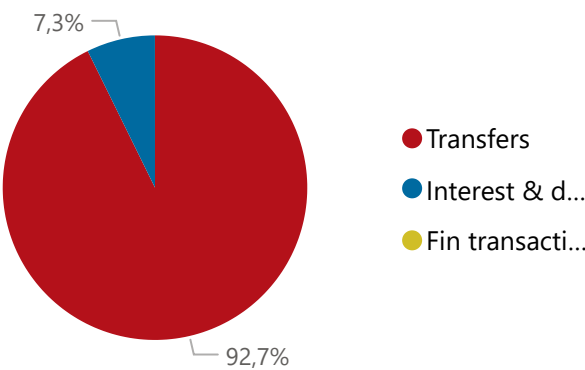
47,9 50,0%

## Actual vs Forecast

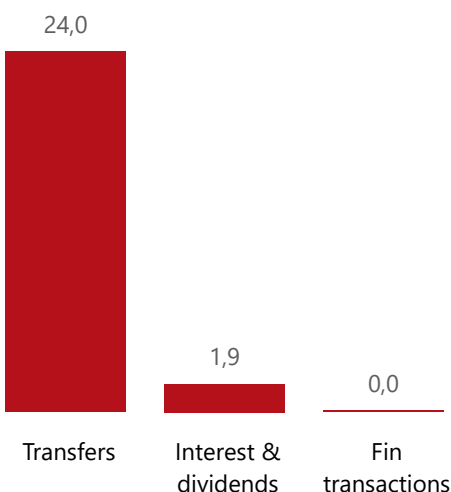
● Approved ● Forecast ● YTD ● Variance



## Composition of receipts



## Top 5 Receipts



## Quarter

2

## Cluster

All

## Department

Mineral Resources and Energy

## Entity

The National Radioactive Waste Dispos...

## Top 5 Transfers



## Receipts

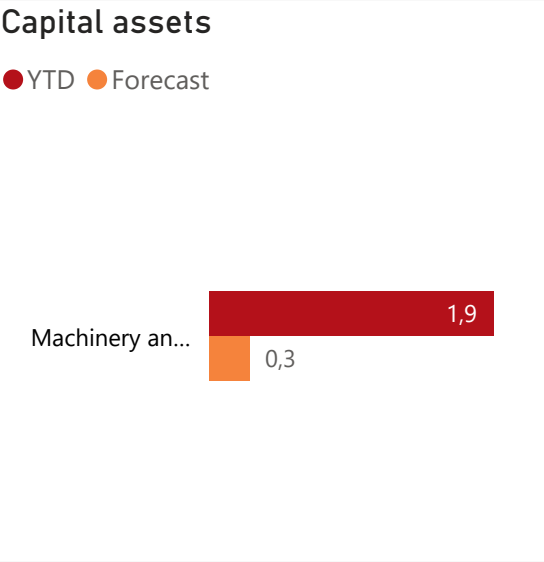
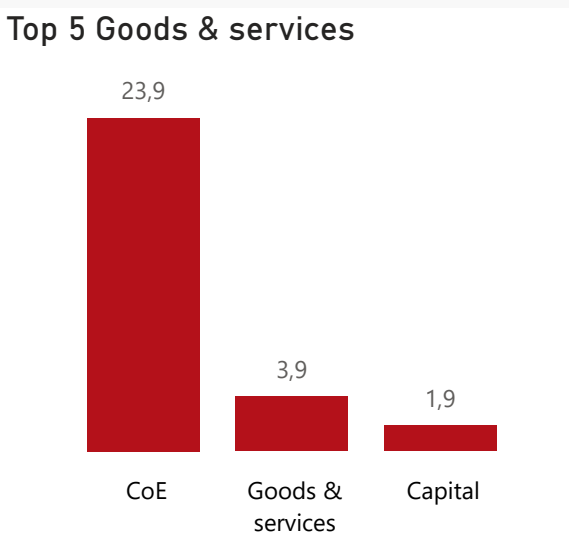
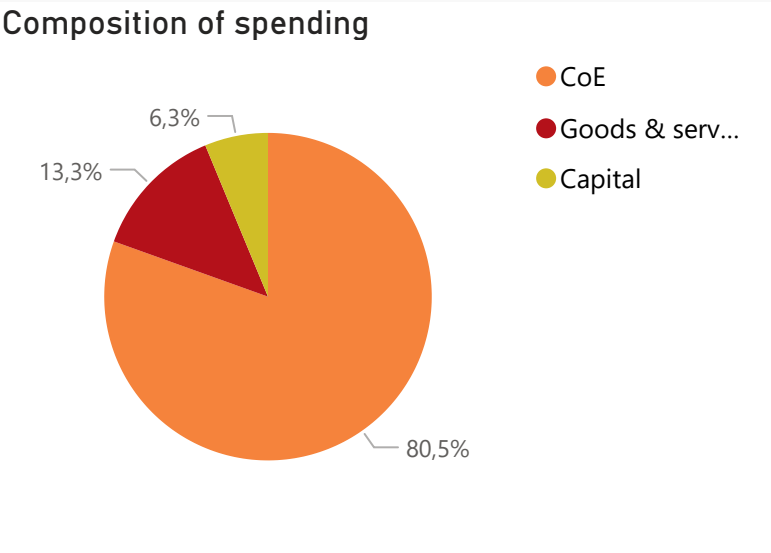
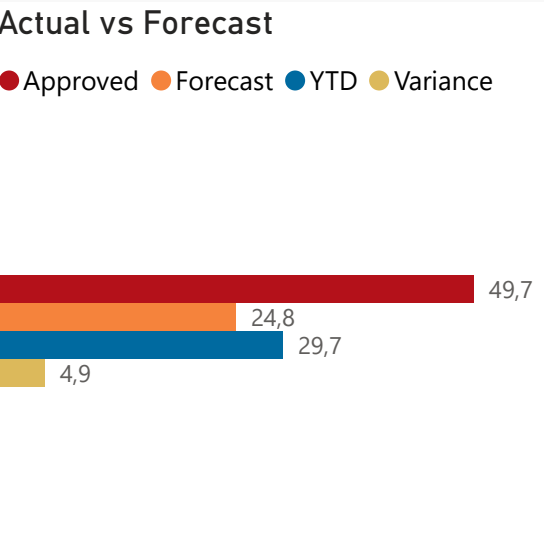
Level 3	Approved	YTD	% YTD
Transfers	47,9	24,0	92,7%
Interest & dividends	2,0	1,9	7,3%
Fin transactions		0,0	0,0%
Total	49,9	25,8	100,0%

## Top 10 Entities



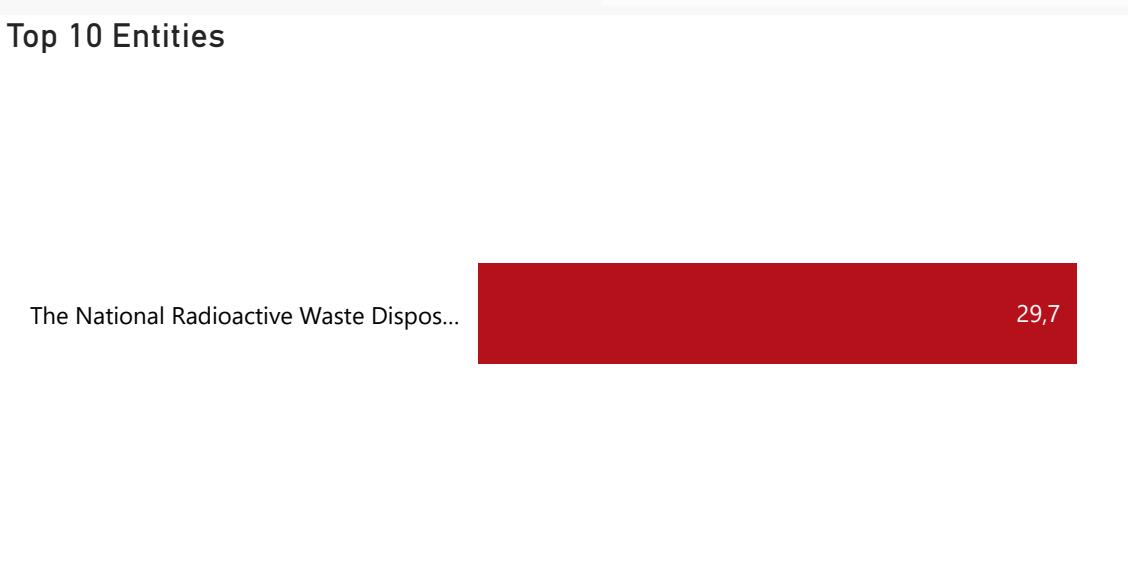
# Public Entities Spending

Approved CoE	Approved G&S	Approved transfers
43,255,4%	5,769,5%	99,851,8%



### Spending

Level 3	Approved	YTD	% YTD
CoE	43,2	23,9	80,5%
Goods & services	5,7	3,9	13,3%
Capital	0,8	1,9	6,3%
Total	49,7	29,7	100,0%



○ R billion  
● R million  
○ R thousand

Quarter

2

Cluster

All

Department

Mineral Resources and Energy

Entity

The National Radioactive Waste Dispos...